

Monthly Report as of 30/12/2021

KEY FIGURES

AUM :	4 102,38 M €
NAV :	172,16 M €
NAV per share as of 30/12/21 :	555,31
Reference currency :	EUR
Valuation frequency :	Daily



INFORMATION ON THE FUND

Characteristics

AMF Category :	Short-term money markets fund
Type of fund :	UCITS
Inception date :	10/02/1998
Ticker Bloomberg :	FINENTN FP

Investment term

1 month

Terms and conditions

Minimum initial subscription :	500 €
Following subscription :	In ten thousandths of share
Centralizer :	CACEIS BANK
Subscription conditions / repurchases :	Every day until 12:00 - NAV per share known - Payment D

Fees

Maximum subscription fees :	0,50%
Maximum redemption fees :	0,50%
Maximum direct management fees :	1,00%
Maximum indirect management fees :	0,00%

The detail of the fees covered by the fund is available in the funds' legal prospectus.

RETURNS EVOLUTION*

Benchmark : ESTER Capitalisé

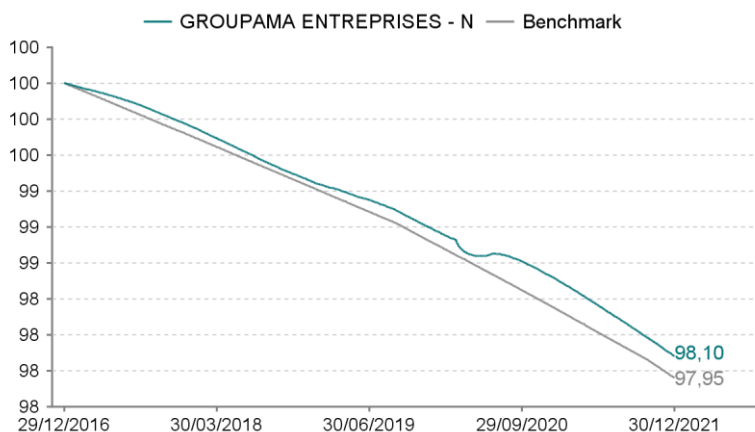
GROUPAMA ENTREPRISES N Net annual returns % (5 years)

Year	2020	2019	2018	2017	2016
Fund	-0,35	-0,33	-0,39	-0,28	-0,12
Benchmark	-0,46	-0,39	-0,37	-0,36	-0,32
Excess return	0,12	0,06	-0,03	0,07	0,20

Net cumulative returns in %

Period	1 month 30/11/21	3 months 30/09/21	YTD 30/12/20	1 year 30/12/20	3 years 30/12/18	5 years 29/12/16
Fund	-0,05	-0,15	-0,56	-0,56	-1,23	-1,90
Benchmark	-0,05	-0,14	-0,50	-0,50	-1,35	-2,05
Excess return	0,00	-0,00	-0,06	-0,06	0,11	0,15

Returns 5 years (on a basis of 100)



* Past performance does not guarantee future results.

LIMIT OF MODIFIED DURATION

Minimum	Maximum
0,0	0,5

RISK ANALYSIS (on 1 year)

	Fund	Benchmark
Volatility	0,01	0,01
Sharpe Ratio	-7,92	-3,00
Tracking Error (Ex-post)	0,01	-
Information Ratio	-5,84	-
Beta	0,00	-
WAL	69	-
WAM	56	-

CONTACTS

ITALY - Groupama Asset Management SGR - Rome
 Isabella Ciuca - Institutional Business Development
 Tel: (+39) 06 8397 5261 - Email: iciuca@groupama-am.fr
 Lorenzo Coraggio - Tel: (+39) 06 69 34 03 72
 Email: LCoraggio@groupama-am.fr
 Fabrizio SALVI - (+39) 06 83 97 52 54
 Email: fsalvi@groupama-am.it

LUXEMBOURG BELGIUM - Groupama Asset Management - Paris
 Matthieu PAINTURAUD
 +33 1 44 56 77 72 - mpainturaud@groupama-am.com

SWITZERLAND - Groupama Asset Management
 Gaspard THEYSSET
 +33 1 44 56 66 65 - Gtheysset@groupama-am.com

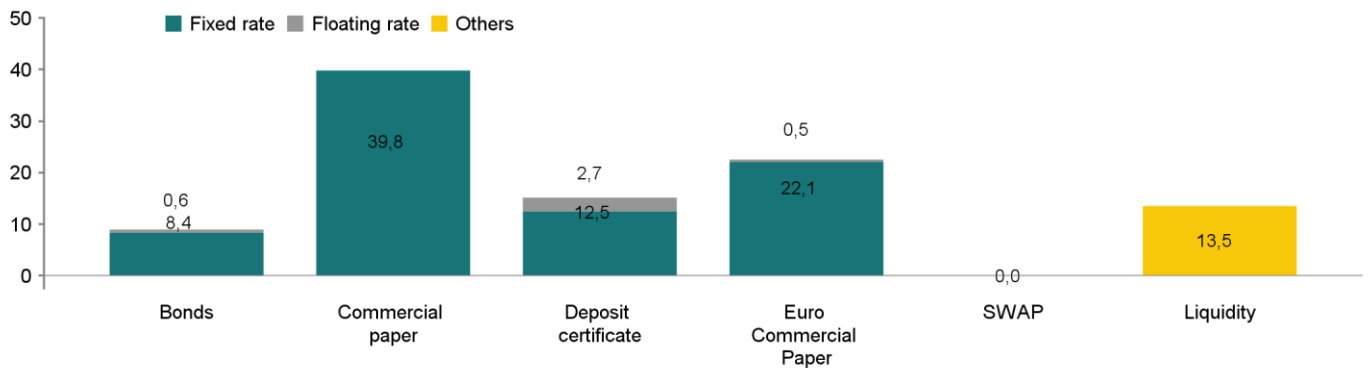
SPAIN - PORTUGAL - ANDORRA - Groupama Asset Management - Madrid
 Olivier LE BRAZ - Country Head Iberia & Latam
 +34 914 184 798 - olebraz@groupama-am.es
 Maya MONTES-JOVELLAR – Client Servicing - Marketing Iberia & Latam
 +34 914 184 747 - mmontesJovellar@groupama-am.es
 Sergio López de Uralde -Business Development Manager Iberia & Latinoamérica
 +34 914 184 522 - slopezdeuralde@groupama-am.es

FRANCE - Group relationship
 Corinne FOUCOIN
 +33 1 44 56 79 07 - cfoucoin@groupama-am.com
 Eric MATHIEU
 +33 1 44 56 57 64 - emathieu@groupama-am.com
 Delphine POUPON
 +33 1 44 56 68 01 - dpoupon@groupama-am.com

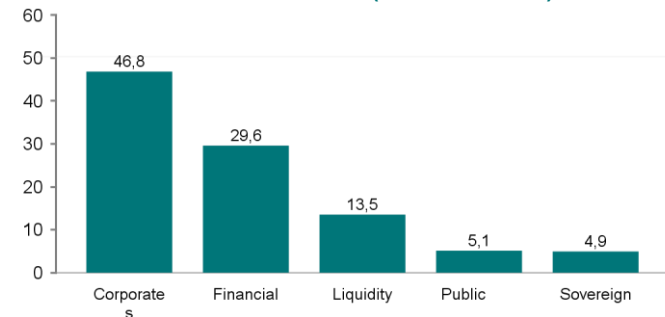
PORTFOLIO ANALYSIS as of 30/12/2021

GROUPAMA ENTREPRISES N

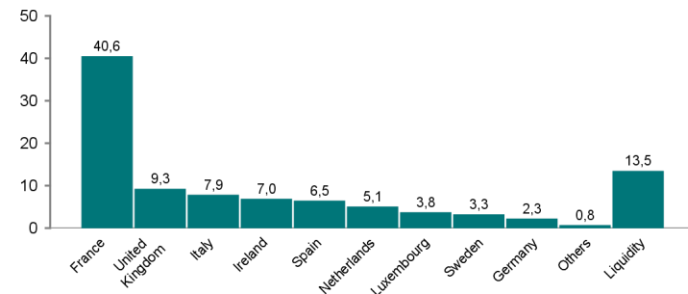
ASSET ALLOCATION (in % of the exposure)



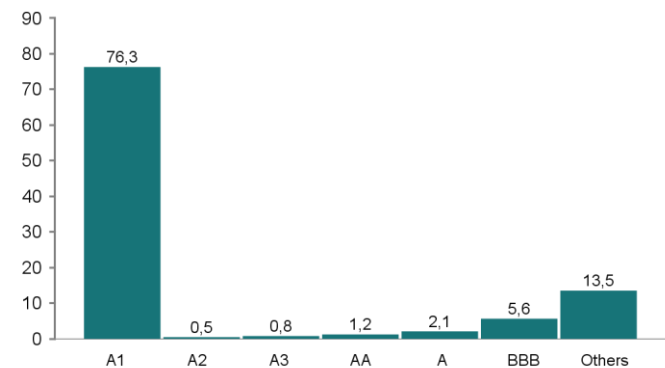
BREAKDOWN BY TYPE OF ISSUER (in % of the asset)



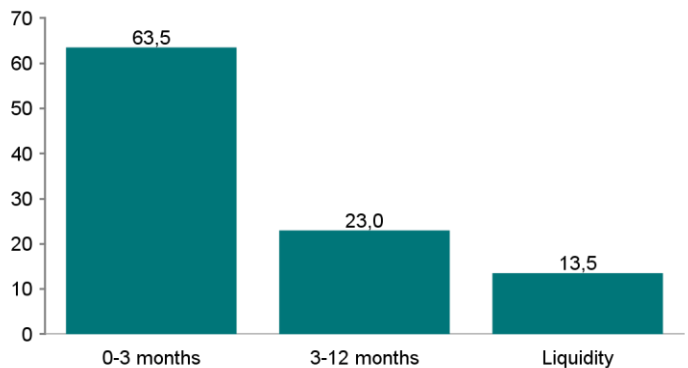
GEOGRAPHICAL BREAKDOWN (in % of the asset)



BREAKDOWN BY RATING (in % of the asset)



BREAKDOWN BY MATURITY (in % of the asset)



The selection of issuers included in the portfolio by the manager is based on his own analysis, which may be based on the expertise of the internal credit analysis team, in order to assess the risk of the issuers in the portfolio, and on credit ratings issued by external entities.

HISTORICAL MODIFICATIONS OF THE BENCHMARK (5 YEARS)

31/12/2007 - 15/11/2021 Eonia Capitalised

15/11/2021 ESTER Capitalisé



Monthly Report as of 30/12/2021

ESG INVESTMENT STRATEGY

The strategy implemented aims to match or outperform Ester over the recommended investment period by implementing a socially responsible investment strategy. The manager makes a rigorous selection of pre-approved issuers and relies on the expertise of a team of specialised financial and ESG analysts to do so.

The ESG analysis is based on three criteria: environment, social and governance (ESG). Each security in the investment universe is assessed on these three criteria to establish an SRI rating. The fund's average rating is always higher than that of its investment universe.



PORTFOLIO ESG INDICATORS

CARBON INTENSITY



vs 391 tCO²
for the universe

The carbon intensity corresponds to the average greenhouse gas emissions per million euros of revenue for companies and per the level of GDP for states.

Source: Beyond Ratings, Groupama AM calculations.

HUMAN RIGHTS POLICY



72%
for the universe

Proportion of portfolio made up of companies that have implemented a human rights policy.

Source : Refinitiv, Groupama AM calculations.

Characteristics

CRITERION	ESG INDICATOR (*)	DEFINITION	FUND	UNIVERSE	FUND COVERAGE RATE (**)	UNIVERSE COVERAGE RATIO (**)
Environment	Carbon intensity	The carbon intensity corresponds to the average greenhouse gas emissions per million euros of revenue for companies and per the level of GDP for states.	411	391	95%	51%
Social	Net job creation	Average percentage of growth in number of employees over one year	2%	1%	81%	78%
	Training hours	Average number of training hours per employee per year	32	28	78%	33%
Human Rights	Human rights policy	Proportion of portfolio made up of companies that have implemented a human rights policy	100%	72%	81%	85%
Governance	Board with majority of independent directors	Proportion of portfolio made up of companies in which independent directors form a majority on the Board of Directors or Supervisory Board	64%	75%	81%	85%

In order to measure the impact of stock selection in the portfolio from an ESG perspective, the French SRI certification mark ("Label IRS") requires the ESG performance of funds to be monitored in terms of environmental, social, governance and human rights factors.

(*) Sources :

Carbon intensity : Beyond Ratings - Groupama AM calculations

Green or NEC units : Icare&Consult - Groupama AM calculations

Net job creation, training hours, human rights policy, Board with a majority of independent directors : Refinitiv - Groupama AM calculations

Long-term unemployment rate, Freedom of expression and citizenship, Control of corruption : Eurostat - Groupama AM calculations

(**) The coverage ratio is the percentage of stocks that contribute to the ESG indicator score

PORTFOLIO ESG SCORES

Levels A B C D E refer to the five equal portions (quintiles) into which the universe is divided

OVERALL ESG SCORE



84 vs 60 for the universe

Coverage rate : 98%
100%
for the
universe

SCORE FOR E, S AND G FACTORS

E 87 vs 60 for the universe

S 85 vs 60 for the universe

G 65 vs 60 for the universe

Source : Groupama AM

ESG impact scores are given for information only. These factors may change depending on the composition of the portfolio.

ESG LEXICON

IMPACT

Impact Investing consists of investing in projects, companies or organisations with the objective of measuring a positive environmental or social performance for the fund, at the same time as a financial performance.

SRI

Socially responsible investment aims to reconcile economic performance with social and environmental impact by financing companies and public entities that contribute to sustainable development whatever their business sector. By influencing governance and stakeholder behaviour, SRI fosters a responsible economy (source: French Asset Management Association (Association Française de la Gestion financière - AFG) and French Social Investment Forum (Forum pour l'Investissement Responsable - FIR).

SRI LABEL

The SRI label is a tool for choosing responsible and sustainable investments. Created and supported by the French Ministry of Finance, the label is intended to increase the visibility of socially responsible investment (SRI) products among savers in France and Europe.

ESG INTEGRATION

ESG integration processes are any management processes that take account of ESG criteria in the same way as financial elements in reaching an investment decision. A formalised approach must be taken to ESG integration so that ESG-based investment decisions can be properly tracked.

THEME

Themed investment involves investing in companies whose business sector, products or services address one or more sustainable development issues (SDGs) such as climate change, water, gender equality, health, etc. These are pre-defined as the fund's investment objective and help to identify its environmental and social performance.

All rights in the I Care & Consult Data and the Reports are owned by I Care & Consult. All rights in the Beyond Ratings Data and the Reports are owned by Beyond Ratings. Neither I Care & Consult nor Beyond Ratings nor their licensors accept any liability for any errors or omissions in the Data or Reports and no party may rely on any Data contained in this communication. No further distribution of data from I Care & Consult or from Beyond Ratings is permitted without the company's express written consents. I Care & Consult and Beyond Ratings do not promote, sponsor or endorse the content of this communication. The provision by and I Care & Consult and Beyond Ratings of any analytics is not, and shall not be treated as, any advertisement or offer for, or solicitation or recommendation to buy or sell, any securities or any other financial products. Beyond Ratings' and I Care & Consult's publication or provision of any analytics in no way suggests or implies an opinion by Beyond Ratings and I Care & Consult as to the attractiveness of investment in any securities or any other financial products.

Groupama Asset Management revises all the external data received.

The information contained in this document is provided purely for information purposes. Please consult the sales teams at Groupama Asset Management and its subsidiaries for a personalised recommendation. Any unauthorised use or distribution of this document, either in whole or in part, by any means whatsoever, is prohibited. Groupama Asset Management and its subsidiaries cannot be held responsible in the event of any alteration, deletion or falsification of the information contained in this document. The information contained in this publication is based on sources which we consider to be reliable. However, we cannot guarantee that it will be totally precise, complete, valid or relevant. This non-contractual document by no means constitutes a recommendation, a request for a bid or a purchase, sale or arbitration offer and must under no circumstances be interpreted as such. All investors must consult the fund prospectus/regulations or key investor information document (KIID) prior to any investment.

These documents and the latest period document can be obtained from Groupama Asset Management upon request.